

[World Stats](#) | [Africa Stats](#) | [America Stats](#) | [Asia Stats](#) | [Europe Stats](#) | [EU Stats](#) | [Mid East Stats](#) | [Oceania Stats](#) | [Links](#)

[Data center market research](#) Now IT's Most Innovative City Has The World's Most Innovative Host [SoftLayer.com/SanJose](#)

[Free Online Advertising](#) See What \$75 of Free Google Ads Can Do For Your Business. Try It Now! [www.Google.com/AdWords](#)

[Colocation Solutions](#) Special Savings promotion- Hurry Ends Sept. 30th (888) 471-1816 [go.SunGardAS.com](#)

AdChoices 

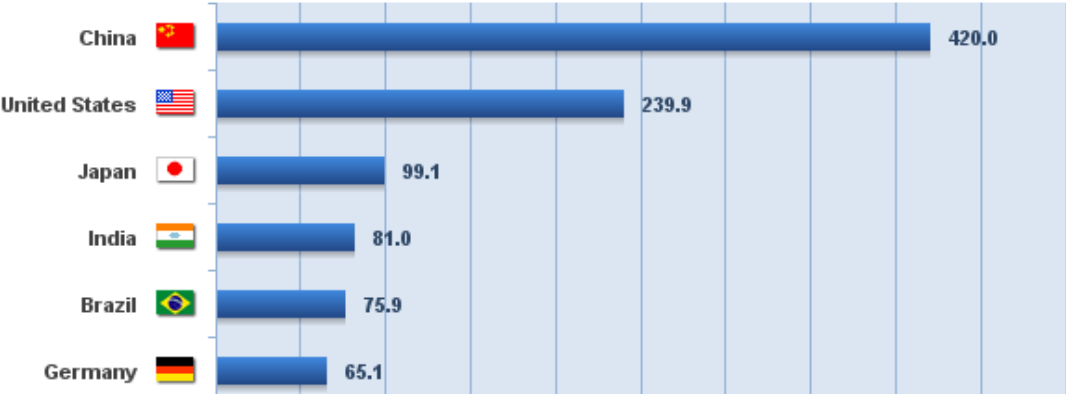
TOP 20 COUNTRIES WITH THE HIGHEST NUMBER OF INTERNET USERS

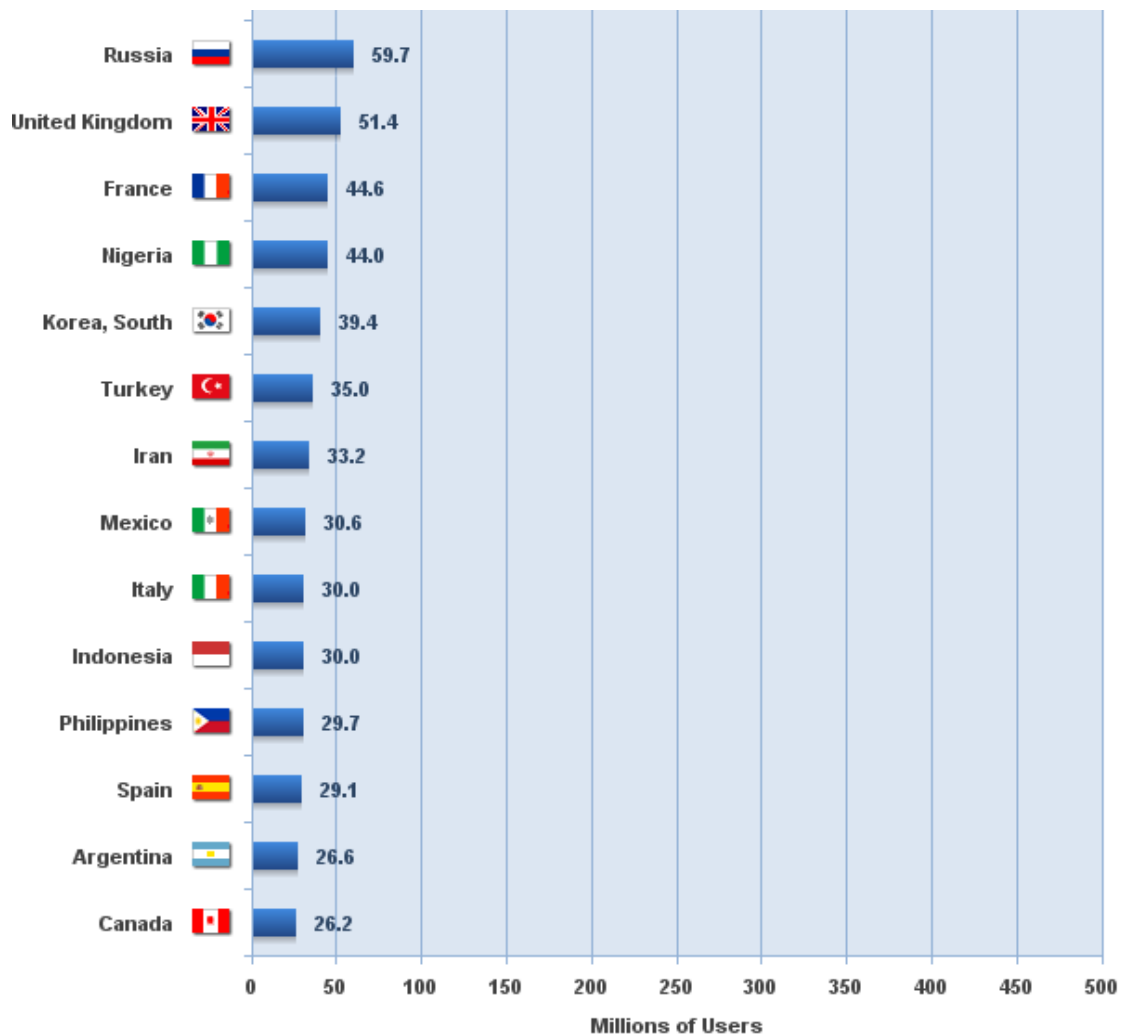
TOP 20 COUNTRIES WITH HIGHEST NUMBER OF INTERNET USERS						
#	Country or Region	Population, 2010 Est	Users Latest Data	% Population (Penetration)	Growth 2000-2010	% of World Users
1	China	1,330,141,295	420,000,000	31.6 %	1,766.7 %	21.4 %
2	United States	310,232,863	239,893,600	77.3 %	151.6 %	12.2 %
3	Japan	126,804,433	99,143,700	78.2 %	110.6 %	5.0 %
4	India	1,173,108,018	81,000,000	6.9 %	1,520.0 %	4.1 %
5	Brazil	201,103,330	75,943,600	37.8 %	1,418.9 %	3.9 %
6	Germany	82,282,988	65,123,800	79.1 %	171.3 %	3.3 %
7	Russia	139,390,205	59,700,000	42.8 %	1,825.8 %	3.0 %
8	United Kingdom	62,348,447	51,442,100	82.5 %	234.0 %	2.6 %
9	France	64,768,389	44,625,300	68.9 %	425.0 %	2.3 %
10	Nigeria	152,217,341	43,982,200	28.9 %	21,891.1 %	2.2 %
11	Korea South	48,636,068	39,440,000	81.1 %	107.1 %	2.0 %
12	Turkey	77,804,122	35,000,000	45.0 %	1,650.0 %	1.8 %
13	Iran	76,923,300	33,200,000	43.2 %	13,180.0 %	1.7 %
14	Mexico	112,468,855	30,600,000	27.2 %	1,028.2 %	1.6 %
15	Italy	58,090,681	30,026,400	51.7 %	127.5 %	1.5 %
16	Indonesia	242,968,342	30,000,000	12.3 %	1,400.0 %	1.5 %
17	Philippines	99,900,177	29,700,000	29.7 %	1,385.0 %	1.5 %
18	Spain	46,505,963	29,093,984	62.6 %	440.0 %	1.5 %
19	Argentina	41,343,201	26,614,813	64.4 %	964.6 %	1.4 %
20	Canada	33,759,742	26,224,900	77.7 %	106.5 %	1.3 %
TOP 20 Countries		4,480,797,760	1,490,754,397	33.3 %	417.8 %	75.8 %
Rest of the World		2,364,812,200	475,760,419	20.1 %	551.2 %	24.2 %
Total World - Users		6,845,609,960	1,966,514,816	28.7 %	444.8 %	100.0 %

NOTES: (1) World Internet User Statistics were updated for June 30, 2010. (2) Additional data for individual countries and regions may be found by clicking each country name. (3) The most recent user information comes from data published by

Nielsen Online, [International Telecommunications Union](#), Official country reports, and other trustworthy research sources.
(6) Data from this site may be cited, giving due credit and establishing an active link back to [Internet World Stats](#).
Copyright © 2000 - 2011, Miniwatts Marketing Group. All rights reserved.

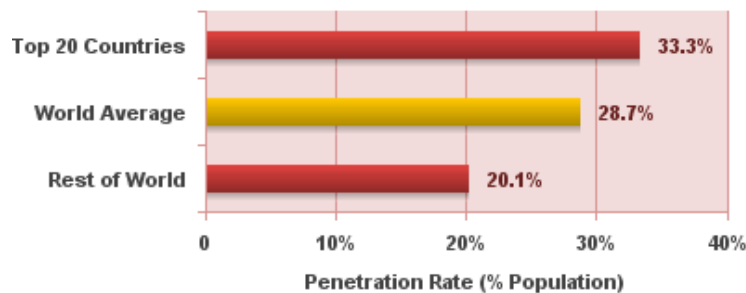
INTERNET TOP 20 COUNTRIES With Highest Number of Users (2010)





Source: www.internetworldstats.com/top20.htm - June 30, 2010
 Copyright © 2010, Miniwatts Marketing Group

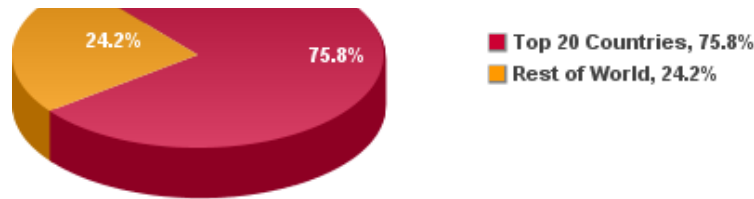
Internet Top 20 Countries Penetration Rate (2010)



Source: Internet World Stats - www.internetworldstats.com/top20.htm
 Estimated Internet users 1,966,514,816 for 2Q 2010
 Copyright © 2010 - Miniwatts Marketing Group

Internet Top 20 Countries Percent of World Users





Source: Internet World Stats - www.internetworldstats.com/top20.htm
 Estimated total Internet users 1,966,514,816 for 2Q 2010
 Copyright © 2010, Miniwatts Marketing Group

Global Digital Economy, e-Commerce and m-Commerce Trends and Statistics

This annual report offers a wealth of information on the worldwide development of the digital economy in terms of e-commerce and m-commerce. It offers analyses, statistics, forecasts and key trends for the e-payment, e-banking, m-payment and m-banking services. It provides insight into the most popular online and mobile content and services. An overview of advertising and marketing using digital media is also provided. Regional information on developments in North America, Latin America, Europe, Middle East, Africa and Asia Pacific are also provided.

Global Telecommunications - Key Telecoms, Mobile and Broadband Statistics

This report provides a valuable insight into the developments and trends taking place in the worldwide telecoms market. It presents a snapshot of the overall global telecoms market including key statistics such as overall telecoms capital expenditure (CAPEX) and telecoms revenue. Statistics and information on the overall number of fixed lines; Internet users; mobile subscribers (worldwide and by region); text messages; top carriers; outsourcing; MVNO and telecoms market statistics are also provided on a global level.

Digital Media - IPTV

Europe and Asia have had the most dynamic IPTV markets over the past few years, but recently in the USA the telcos IPTV plans, on the back of their fibre deployments, have started to gather significant momentum. However on the whole, around the world, customers continue to be more interested in the web based broadband video applications rather than IP based TV.



Internet World Stats - Web Site Directory

Internet Usage Stats and Population Statistics

[World Stats](#) | [Africa Stats](#) | [America Stats](#) | [Asia Stats](#) | [Europe Stats](#) | [EU Stats](#) | [Middle East Stats](#) | [Oceania Stats](#)
[Latin America Stats](#) | [Top Internet Usage](#) | [Top Internet Penetration](#) | [Top Internet Languages](#) | [Top Ten](#) | [Broadband](#)
[Caribbean Internet](#) | [Central America Internet](#) | [North America Internet](#) | [South America Internet](#) | [Search Site](#)

Country Links and International Directory

[Africa](#) | [Asia](#) | [North America](#) | [Central America](#) | [Caribbean](#) | [Europe](#) | [European Union](#) | [EU Enlargement](#)
[Middle East](#) | [South America](#) | [South Pacific and Australia](#) | [World Population](#) | [Country List](#) | [Site Guide](#)

Internet Marketing Pages

[Broadband Usage](#) | [Mobile Internet](#) | [Internet Usage](#) | [Internet Divide](#) | [Internet Growth](#) | [Internet Coaching Library](#)
[Internet News](#) | [Internet Users Associations](#) | [Internet Security Stats](#) | [Market Reports](#) | [Market Research](#)
[Press Release Coaching](#) | [SEM](#) | [SEO](#) | [Internet Search](#) | [Internet Browsers](#) | [B2B Trade Exchanges](#)

Site Resources and Services

[Media Kit](#) | [Blog](#) | [Dictionaries](#) | [Tools](#) | [Internet Telephone Calls](#) | [Conference Calls](#) | [Online Profits](#) | [NFL Tickets](#) | [Privacy](#)

[Newsletter](#) | [PR](#) | [Telecommunications](#) | [e-Learning](#) | [Translations](#) | [Web Services](#) | [Web Stats](#) | [Time](#) | [Weather](#) | [About Us](#)

Country Internet Usage Statistics, e-Commerce and Telecommunications Reports

[Africa](#) | [Asia](#) | [Americas](#) | [Caribbean](#) | [Europe](#) | [Middle East](#) | [South America](#) | [South Pacific](#) | [USA](#)

[All About](#)
[Market Research](#)

[Internet World Stats](#)

[Home Page](#)

[^ top of page](#)

Copyright © 2000 - 2011, [Miniwatts Marketing Group](#). All rights reserved worldwide. Page updated on 21 May 2011.